




Hey!



**PRÉPARE
TON ARRIVÉE**



Hallo!

ciao!



**UL PREP' DAYS
2024**





Hey!

SPEAKERS



Isabel KELLER



Cara MAMMOSSER



Morgane TERCIER



Marion CARREY

PRÉPARE
TON ARRIVÉE





Hey!

PROGRAMME

Introduction

Plan a budget

Presentation of the Welcome Desk

Find an accommodation and a guarantor

**PRÉPARE
TON ARRIVÉE**





Hey!

INSTRUCTIONS

Ask us your questions at any time via the chat.

At the end of the presentations, ask us your questions live :

- ✓ Click on "Raise your hand" if you wish to ask a question
- ✓ "Put your hand down" when the answer has been given

PRÉPARE
TON ARRIVÉE

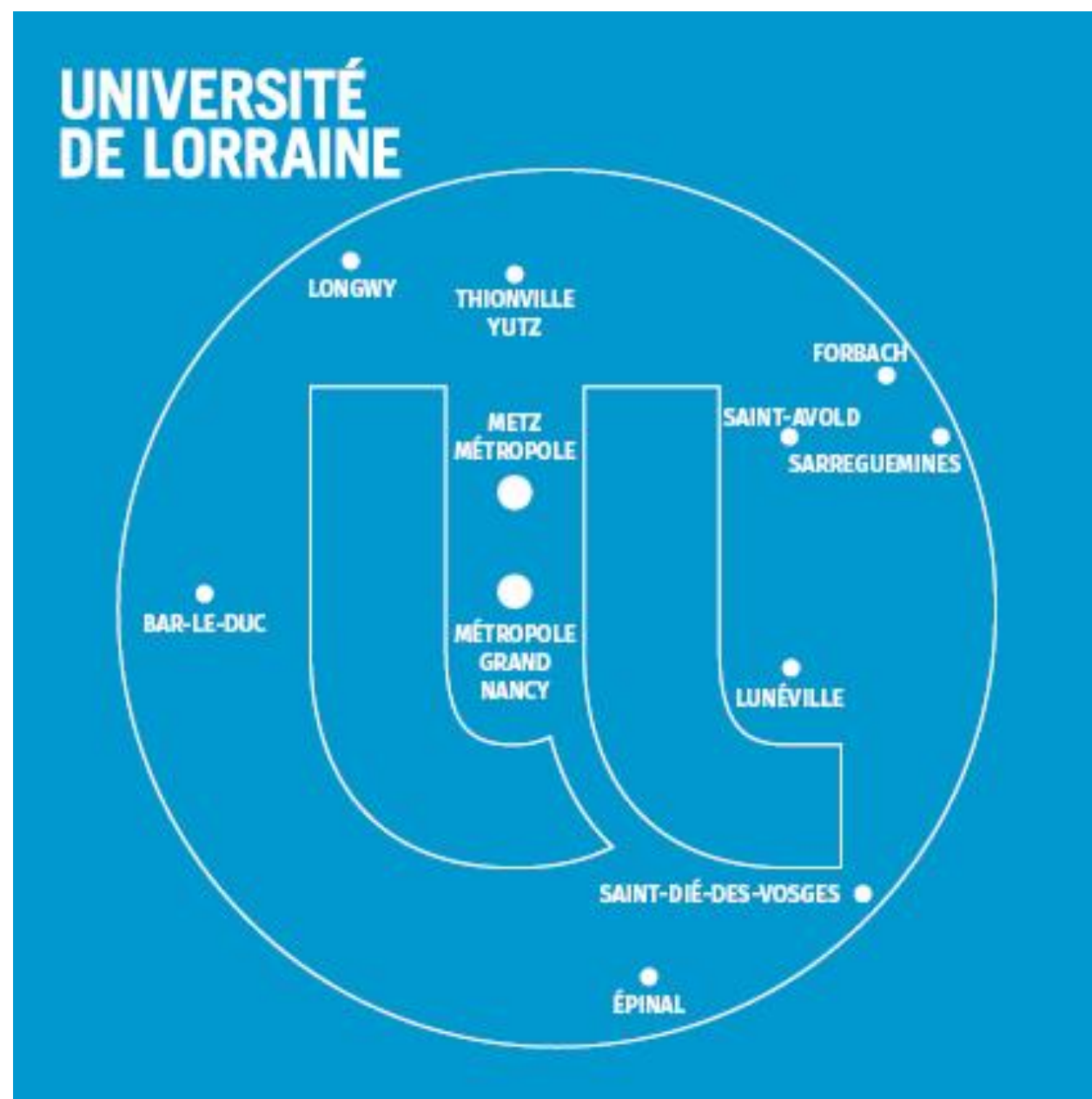




Hey!

**PRÉPARE
TON ARRIVÉE**

L'UNIVERSITÉ DE LORRAINE



2023-2024

- ✓ 58 700 students
- ✓ 9 500 international students
- ✓ 7 000 staff (4000 researchers + 3000 admin.staff)
- ✓ 38 training sites throughout Lorraine
- ✓ Courses covering a wide range of areas (humanities, social sciences, science and technology, health, engineering)
- ✓ Faculties, IUT, Engineering schools
- ✓ 60 research labs





Hey!

WHAT IS THE WELCOME DESK?



2

Welcome Desk :

Students: up to master's level

Euraxess: Ph-D Students/ Researchers

2

Locations:

Nancy and Metz

?

Personalized help with all your formalities:

Visa and residence permit, housing, insurance and banking...

**PRÉPARE
TON ARRIVÉE**



ABOUT US



Isabel KELLER

Directrice de l'Accueil international
Director of International Welcome office

Nancy



Sophia FESEI-DANGANA

Gestionnaire des étudiants internationaux
International Students Manager



Christine HOCQUIGNY

Gestionnaire des étudiants internationaux
International Students Manager



Morgane TERCIER

Gestionnaire étudiants en programme
spécifiques : ERASMUS MUNDUS et ORION
Students Manager for specific programs

Metz



Cara MAMMOSSER

Gestionnaire des étudiants internationaux
International Students Manager



Laurent SCHMIDT

Gestionnaire des étudiants internationaux
International Students Manager



Marion CARREY

Chargée de projets Bienvenue en France
Project Manager Bienvenue en France



Hey!

**PRÉPARE
TON ARRIVÉE**

HOW TO CONTACT US?



- By telephone or e-mail
- Contact form
- Appointments

FIND ALL OUR CONTACT DETAILS ON
<https://www.univ-lorraine.fr/welcome/en/contact-us/>

CONTACT YOUR WELCOME DESKS!



WELCOME DESK SERVICES

Information and help with formalities

Welcome! Kit



Welcome! Website

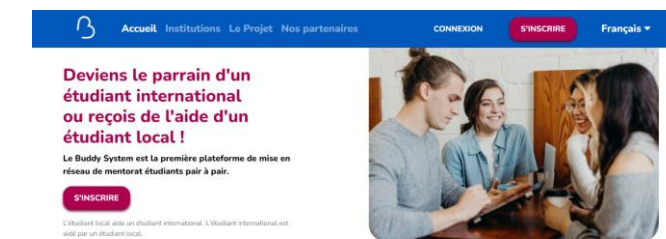


Feel-Français platform



Welcome and Integration services

Buddy System



Welcome! Day

Information during the next webinar

Welcome Desk

All year long



PRÉPARE
TON ARRIVÉE

YOUR WELCOME IN LORRAINE



IMPORTANT STEPS

1. Planning your budget (Webinar 1)
2. Booking accommodation (Webinar 1)
3. Applying for a visa (Webinar 2)
4. Finding a guarantor / Applying for Visale (Webinar 1)
5. Buying insurance (Webinar 2)
6. Administrative documents to bring with you (Webinar 2)



Hey!

PRÉPARE

TON ARRIVÉE





Hey!

PLANNING YOUR BUDGET



**PRÉPARE
TON ARRIVÉE**





Hey!

WHY PLAN A BUDGET ?

- ✓ First step before deciding to study in France:
Make sure you have enough money to finance the entire duration of your studies and stay in France
- ✓ Be aware of the difference in living costs between your country and France
- ✓ If you don't have the budget, consider postponing your stay in France
- ✓ Avoid the stress of financial problems that could affect your health and studies
- ✓ For non-EU nationals: provide proof of a minimum of 615 euros (excluding social benefits) per month for the visa and residence permit. (Webinar 2)

**PRÉPARE
TON ARRIVÉE**





Hey!

HOW TO PREPARE YOUR BUDGET?

Establish **a realistic budget**:

- ✓ **List your resources:** only resources you can rely on, such as scholarships (if you have a scholarship certificate) and your own income
- **Please note:** do not include any financial help (conditionally granted, NOT guaranteed, etc.) such as housing benefit (e.g. APL) or income from a possible job.
- ✓ **List your expenses:** find out the real cost of living in France
- **Beware:** prices are rising in France, particularly for rents and energy (gas/electricity)
- ✓ Plan all expenses before your departure, on arrival and throughout your study stay in France

PRÉPARE
TON ARRIVÉE





Hey!

EXPENSES BEFORE LEAVING

- ✓ Visa application (cost varies by country)
- ✓ Booking fees for accommodation: for example CROUS = approx. € 100.
- ✓ Deposit for accommodation: about one month's rent (CROUS approx. € 300)
- ✓ Accommodation and liability insurance: € 30 for a CROUS accommodation
- ✓ Flight, train or bus tickets
- ✓ Translation of official documents

Please note: this list is not exhaustive and depends on your situation.

PRÉPARE
TON ARRIVÉE





Hey!

EXPENSES ON ARRIVAL

- ✓ Tuition fees (can be paid over 3 consecutive months)
- ✓ "CVEC" tax (Contribution de Vie Etudiante et de Campus): €103 (not for exchange students)
- ✓ Visa validation fee (if VLS-TS visa): € 50, or residence permit application fee: € 75
- ✓ Accommodation: first month's rent, security deposit, opening of gas, electricity and water meters, if necessary
- ✓ Food, furniture and equipment (if unfurnished accommodation)

Please note: this list is not exhaustive and depends on your situation

PRÉPARE
TON ARRIVÉE





Hey!



DAILY EXPENSES PER MONTH

- ✓ Groceries: between €150 and €200
- ✓ Housing (rent, insurance, etc.): between €300 and €650, depending on your type of accommodation
- ✓ Mobile plan between € 15 and € 30 / month
- ✓ Complementary health insurance between € 20 and € 50
- ✓ Bank account €5
- ✓ Cleaning and hygiene products € 20 and € 40
- ✓ Transport: between €20 and €35
- ✓ Entertainment : cinema (€ 7-10), student discount

To help you :

- Welcome! website: [Planning and managing your budget](#)

PRÉPARE
TON ARRIVÉE





ANY QUESTIONS ABOUT THE BUDGET?



Write in the chat or speak up



RESPECT THE RULES:

- ✓ Click on "Raise your hand" if you want to ask a question
- ✓ Activate your microphone when it's your turn to ask a question
- ✓ Deactivate your microphone and "Put your hand down".

15
MINUTES
Q&A




Hey!


PRÉPARE
TON ARRIVÉE



BOOKING ACCOMMODATION



Hey!



PRÉPARE
TON ARRIVÉE



IMPORTANT INFORMATION

✓ **Book your accommodation before you arrive:**

- In France, booking accommodation is a very "administrative" (and time-consuming) process
- **Don't wait until the beginning of the academic year to look for accommodation** as it will be too late to have a choice and the best rates.
- Don't count on temporary accommodation, especially at the start of the academic year

✓ **Apply for a visa at the same time as you apply for accommodation:** You'll need proof of residence to apply for your visa!

✓ **Beware of scams:**

- Paid accommodation certificates do not guarantee real accommodation
- Beware of false advertisements (private accommodation reservation websites)
- Don't rent without a real rental contract (lease), and always ask for a rent receipt as proof of payment



Hey!



**PRÉPARE
TON ARRIVÉE**



OUR TIPS



Other steps to take when looking for accommodation:

✓ Prepare the documents you need for your rental file:

- A guarantor (explanations on slide 25)
- Housing insurance (Webinar 2, July 2nd)

✓ Prepare your means of payment:

- Make sure you have an international bank card that allows payments abroad
- and check your foreign payment limits



Hey!

PRÉPARE
TON ARRIVÉE





Hey!

FINDING A GUARANTOR

What is a "garant" ? Une « caution locative » (or « cautionnement ») ?

A person (e.g. your parents, another member of your family, a friend, etc) or an organization (e.g. Visale) that makes a commitment to pay your rent if you are unable to do so. **It's a payment guarantee for landlords.**

Who can be a "garant" for international students?

You need a guarantor who lives in France.

Don't know anyone who can act as a guarantor?

Apply for the Visale guarantee free of charge (under 31)

You need a visa to apply for the "Visale guarantee".

That's why you need to apply for accommodation and a visa at the same time!

Need some help? Take a look at [Campus France's Visale tutorial](#)

Contact private paying organizations: You can subscribe via **Feel-Français!**



PRÉPARE
TON ARRIVÉE



WHAT IS THE SECURITY DEPOSIT?

- ✓ Different from a guarantor
- ✓ This is a sum of money (1 or 2 months' rent) that you pay to the landlord.
- ✓ It is used to pay for repairs ("reparation") in the event of damage to your property.
- ✓ The landlord will return this sum to you if you have not made any significant damage to your accommodation within 1 month of your departure.



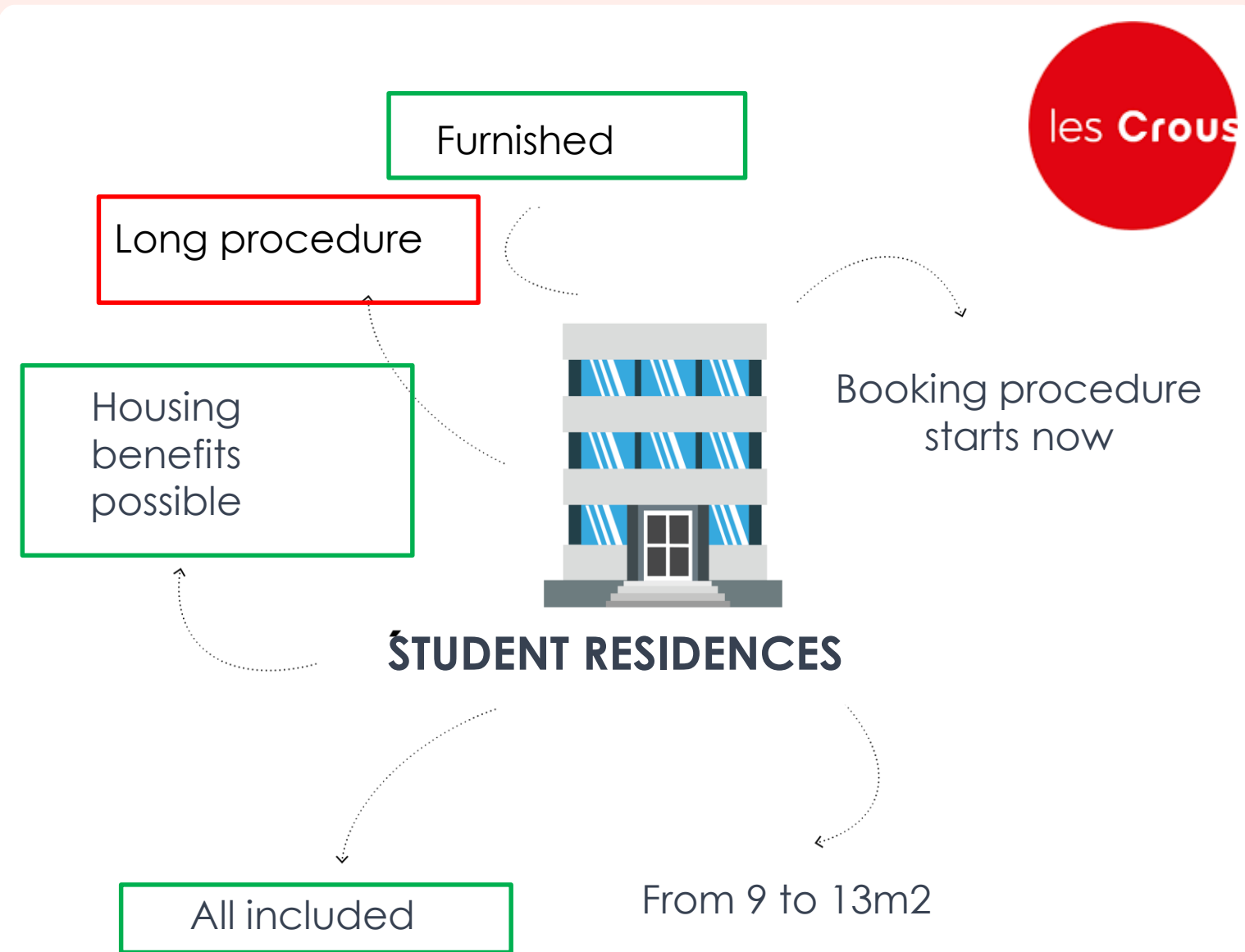
Hey!

**PRÉPARE
TON ARRIVÉE**

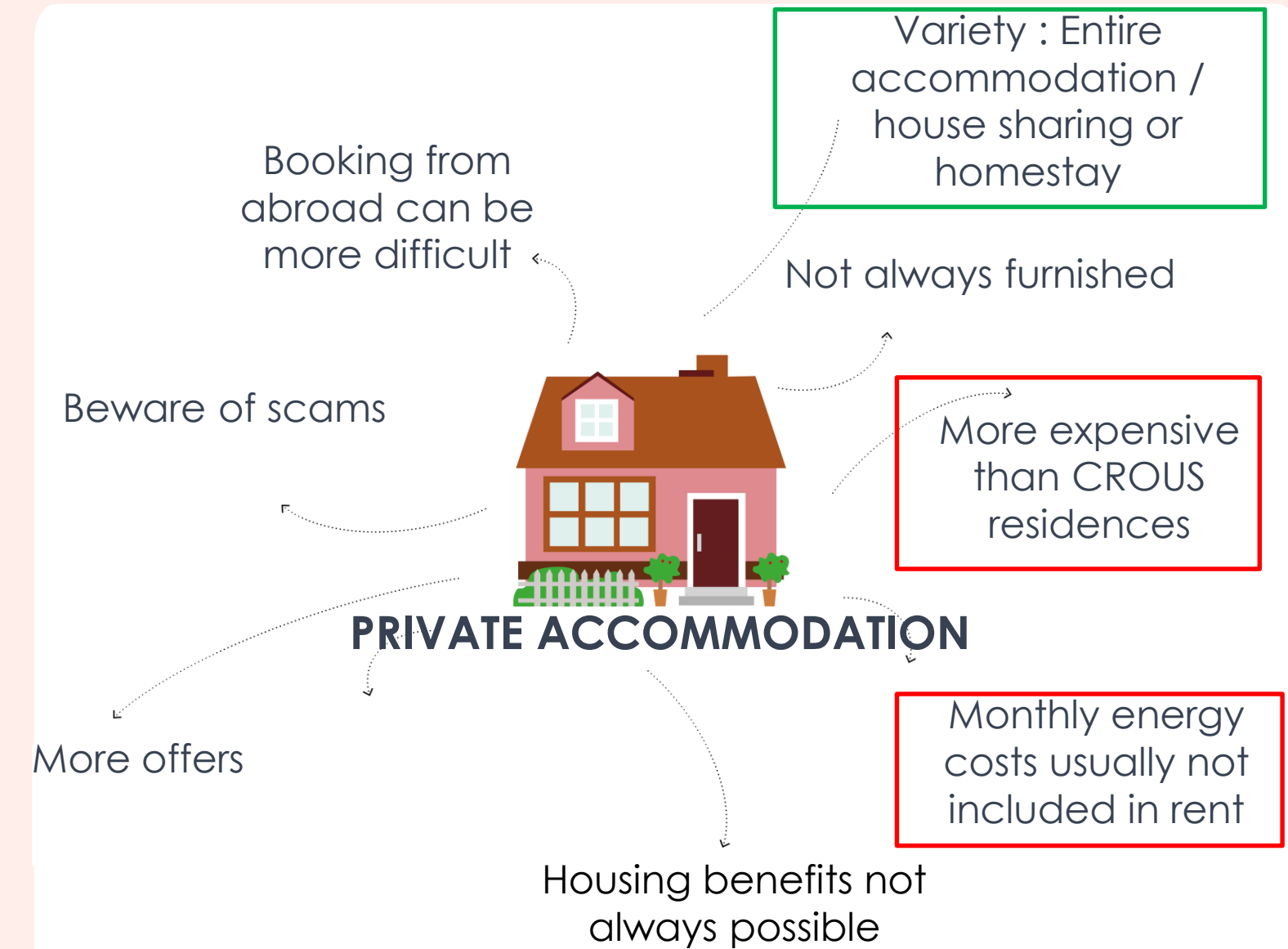


DIFFERENT TYPES OF ACCOMMODATION

Public student residences, Résidences CROUS / "Cité-U"



Private student residences, studios or shared apartments...



Hey!

PRÉPARE
TON ARRIVÉE

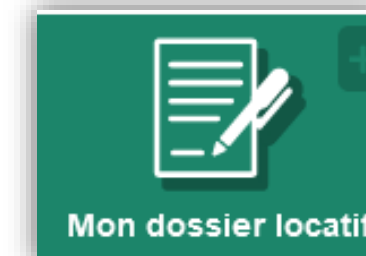
HOW TO BOOK CROUS ACCOMMODATION?

- 1 **Create your account now.**
Check "I don't have an INE".
- 2 **Students on individual mobility: From July 11**, make your housing choices. **Exchange students: you have already completed this step but you are concerned by the following steps**
- 3 **As soon as you receive your accommodation proposal, confirm it** by paying the €100 online booking fee by credit card **within 10 days**. => **Proof of payment = proof of accommodation for your visa application**
- 4 **As soon as you've confirmed your booking, start completing your rental file within 7 days. You have 15 days** to complete it, including your guarantor file (Visale or other) and your housing insurance
- 5 **Before your arrival, complete and sign the administrative file for your Cité-U**
- 6 **Before your arrival, pay the security deposit** (approx. 1 month's rent) online by credit card
- 7 **Before your arrival, make an appointment** with your residence to collect the keys. **There will be no access to your room without an appointment.**

gouv.fr
étudiant MesServices.etudiant.gouv.fr



« Booking in progress »



[WELCOME! Website](#)

[Finding accommodation](#)

PAS-A-PAS CROUS



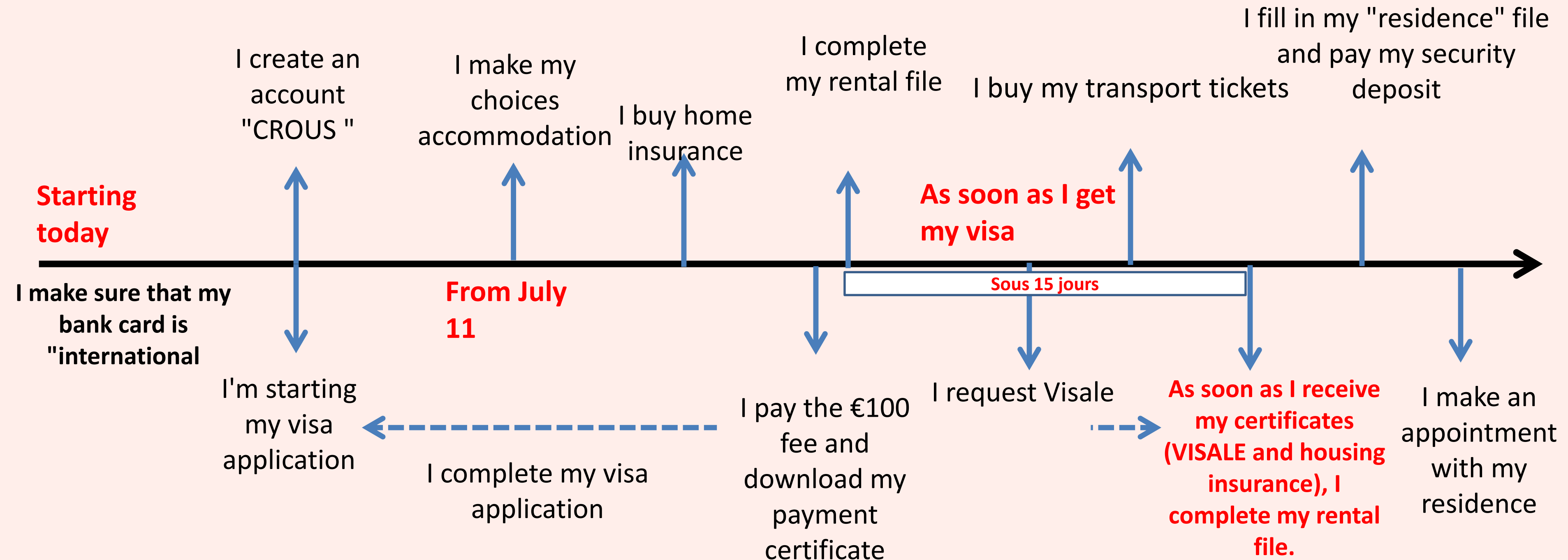
Hey!

**PRÉPARE
TON ARRIVÉE**



IN WHAT ORDER SHOULD I DO MY PAPERWORK?

Before arrival and with CROUS accommodation



HOW TO BOOK A PRIVATE ACCOMMODATION?

Private housing

- ✓ Private student residences: Open to all students, available all year round, often for short periods
- ✓ Apartments or studios: You can rent from a landlord or a real estate agency
- ✓ Co-location: share an apartment with other students, an economical, practical and friendly housing solution

How to find private accommodation ?

Lists of residences :

- ✓ Welcome! website : **all the information you need on the different solutions and housing on offer**
- ✓ LOKAVIZ (platform developed by the CROUS)

FINDING ACCOMMODATION



Our partner's service platforms :

- ✓ **Feel-Français:** Book accommodation free of charge directly on this platform. Simplified procedures for certain residences. **How to register on the platform?**
- ✓ Go to: school.feelfrancais.com/registration
- ✓ Use the registration code: 6753098



Hey!

PRÉPARE

TON ARRIVÉE





Hey!

BOOK WITH STUDAPART?

WHY ?

- ✓ Another Université de Lorraine partner: reliable
- ✓ All types of furnished accommodation (flatshare, studio, homestay, etc)
- ✓ Multilingual advisors (rapid response)
- ✓ Online registration and fast reservation: 24 to 48 hours
- ✓ Opportunity to speak with owner before booking
- ✓ Immediate, visa-free Studapart guarantee: 4% of total booking amount
- ✓ Online payment: 1st month's rent + Studapart guarantee (4%) + reservation fees (€ 180-300)
- ✓ If the owner cancels the reservation, Studapart will rehouse you



**PRÉPARE
TON ARRIVÉE**





Hey!

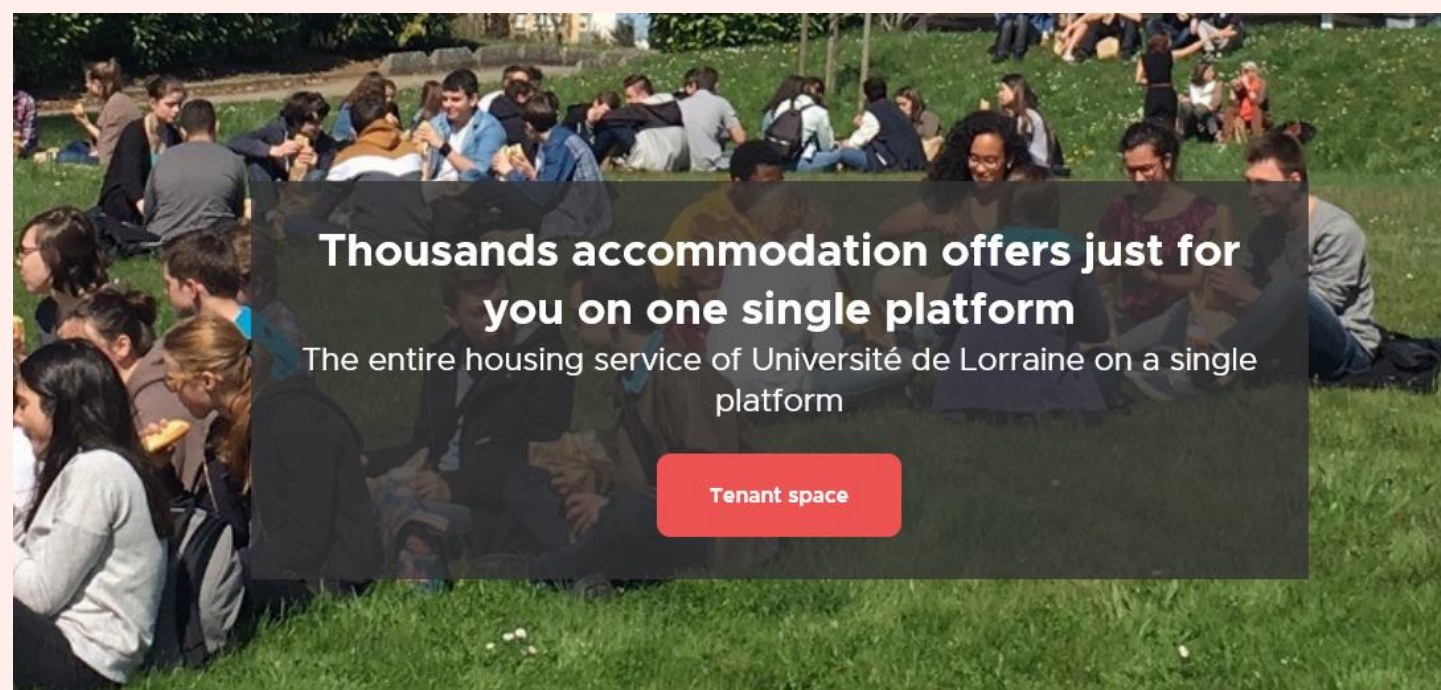
PRÉPARE
TON ARRIVÉE

HOW TO BOOK WITH STUDAPART ?

To search for
accommodation:

<https://univ-lorraine.studapart.com/en/>

[Register for Studapart webinars](#)





Housing Meeting

Webinar

All the advices you need in 1h
with our housing experts !

 **May 20th**
at 3pm

 **June 20th**
at 3pm

 **July 4th & 25th**
at 3pm

 **August 22th**
at 3pm





ANY QUESTIONS ABOUT HOUSING?

15
MINUTES
Q&A

Write in the chat or speak up

RESPECT THE RULES:

- ✓ Click on "Raise your hand" if you want to ask a question
- ✓ Activate your microphone when it's your turn to ask a question
- ✓ Deactivate your microphone and "Put your hand down".

Hey!

PRÉPARE
TON ARRIVÉE





Hey!

DURING THE NEXT WEBINAR July 2 at 2pm!

Student Visas

Compulsory insurance


**Administrative documents to
bring with you**

Welcome events

**PRÉPARE
TON ARRIVÉE**



DO YOU NEED HELP?



Hey!

**PRÉPARE
TON ARRIVÉE**

Before contacting the Welcome Desk, I did some research on the Welcome website and found the answer to my question!

Contact us !

<https://www.univ-lorraine.fr/welcome/contact/>





DO YOU HAVE ANY OTHER QUESTIONS?



Write in the chat or speak up



RESPECT THE RULES:

- ✓ Click on "Raise your hand" if you want to ask a question
- ✓ Activate your microphone when it's your turn to ask a question
- ✓ Deactivate your microphone and "Put your hand down".

15
MINUTES
Q&A



Hey!

PRÉPARE
TON ARRIVÉE





Hey!

PRÉPARE
TON ARRIVÉE

MERCI

POUR

VOTRE

ATTENTION!

