



Hey!



**PRÉPARE
TON ARRIVÉE**

**UL PREP' DAYS
2024**



Hallo!



ciao!





Hey!

SPEAKERS



UNIVERSITÉ
DE LORRAINE



Isabel KELLER



Cara MAMMOSSER



Sophia FESEI DANGANA



Morgane TERCIER

PRÉPARE
TON ARRIVÉE





Hey!

WHAT IS THE WELCOME DESK?



2

Welcome Desk :

Students: up to master's level

Euraxess: Ph-D Students/ Researchers

2

Locations:

Nancy and Metz

?

Personalized help with all your formalities:

Visa and residence permit, housing, insurance and banking...

**PRÉPARE
TON ARRIVÉE**





Hey!

HOW TO CONTACT US?



Please note: our support office for international students does not deal with training-related questions. If you have any questions about registration, tuition fees, course start dates, etc., please contact the department in which you have been accepted. See [HERE](#)

FIND ALL OUR CONTACT DETAILS ON
<https://www.univ-lorraine.fr/welcome/en/contact-us/>

CONTACT YOUR WELCOME DESKS!

- By telephone or e-mail
- Contact form
- Appointments by videoconferencing or in our offices
- All along the academic year

PRÉPARE
TON ARRIVÉE





ANY QUESTION?



Ask your questions in the Chat.

At the end of the presentation, you will be able to ask directly your questions.

- ✓ Click on "Raise your hand" if you want to ask a question
- ✓ Activate your microphone when it's your turn to ask a question
- ✓ Desactivate your microphone and "Put your hand down".
- ✓ Questions in relation with the subjects of this webinar
 - Questions about topics covered in Webinar 1 (budget, accommodation): see the powerpoint [HERE](#) or contact us.
 - Questions about your studies: contact the academic department in which you have been accepted (see [HERE](#)).

Hey!

PRÉPARE

TON ARRIVÉE



IMPORTANT STEPS

1. Planning your budget (Webinar 1)
2. Booking accommodation (Webinar 1)
3. Applying for a visa (Webinar 2)
4. Finding a guarantor / Applying for Visale (Webinar 1)
5. Buying insurance (Webinar 2)
6. Administrative documents to bring with you (Webinar 2)



Hey!

**PRÉPARE
TON ARRIVÉE**





Hey!

PROGRAMME

Student Visas

Compulsory insurance

**Administrative documents to
bring with you**

Welcome events

**PRÉPARE
TON ARRIVÉE**





Hey!

PRÉPARE
TON ARRIVÉE

APPLYING FOR A VISA





Hey!

WHO NEEDS A VISA?

If I'm a citizen of an EU country, Iceland, Norway, Liechtenstein or Switzerland, I don't need to apply for a visa.



If I'm a citizen of another country, I need to apply for a visa.



PRÉPARE
TON ARRIVÉE

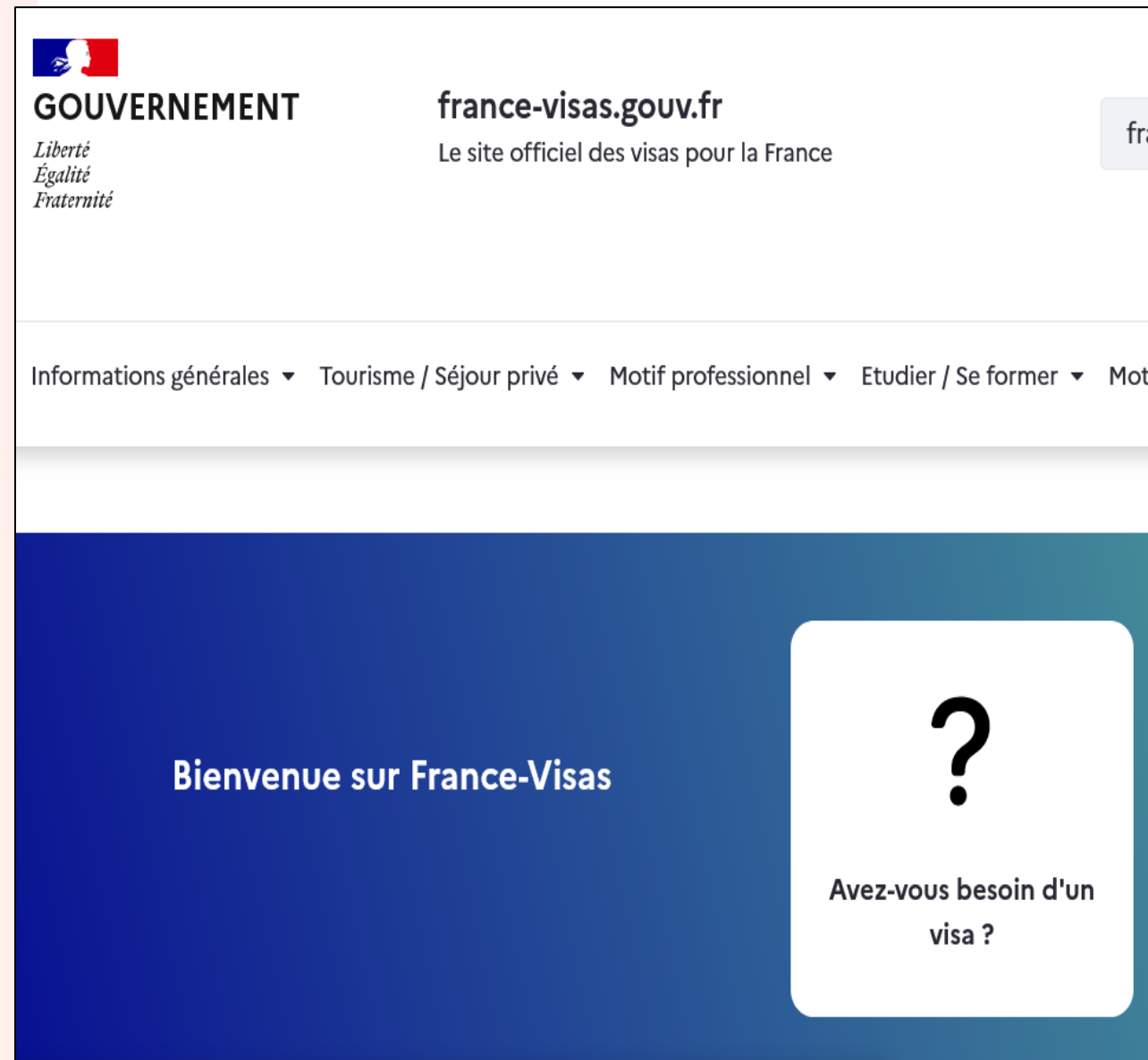
Please note: if you are a non-EU national living in the EU, you may need to apply for a visa to enter France. See with the closest French Consulate.





Hey!

THE DIFFERENT TYPES OF VISAS



- ✓ **Short-stay visa (less than 90 days):** competitive examination, internship, etc.
- ✓ **Visa Long Séjour valant Titre de Séjour (VLS-TS):** student, mobility program or trainee - validity + 90 days max 1 year (depending on proof provided)
- ✓ **Visa Long séjour "Carte de séjour à solliciter à l'arrivée en France"** (Algerian student / "Mineur scolarisé" Minor in school: at majority = 18 years old)
- ✓ **Temporary residence permit exemption visa (3 to 12 months):** **WARNING :** NO EXTENSION POSSIBLE

PRÉPARE
TON ARRIVÉE

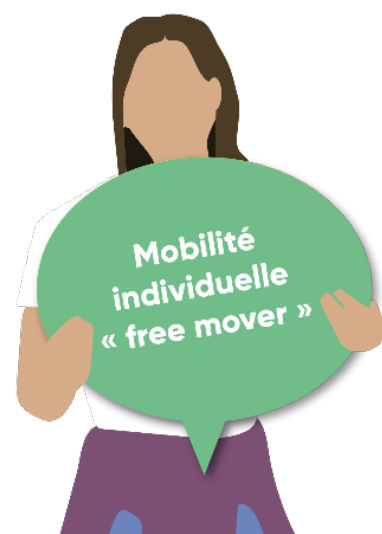
Each type of visa entitles the holder to different rights in France.
The initial visa cannot be change to another type of visa once in France





WHICH VISA TO CHOOSE?


You **MUST** arrive with the right visa* because the purpose of the visa cannot be changed once you arrive on French territory.



**VISA VLS-TS
ÉTUDIANT
(4 À 12 MOIS)**



**Visa Long séjour
"Carte de séjour à
solliciter à l'arrivée en
France"**



**VLS-TS
STAGIAIRE
(3 À 6 MOIS)**



**VLS-TS
ÉTUDIANT EN
PROGRAMME DE
MOBILITÉ**

Hey!

**PRÉPARE
TON ARRIVÉE**

*The "right" visa is the one that corresponds to the real purpose of your stay in France and its total duration.
Ex: a tourist visa is not suitable for study purposes and cannot be changed once in France.





Hey!

HOW TO APPLY FOR A VISA?

1. THE ETUDES EN FRANCE (EEF) PROCEDURE

1

Please have your “Etudes en France”
file number (in the top right-hand corner of your
home page, under your name)

Find the list of
countries
concerned
[here](#)



2

How to apply for a visa according
to nationality on [France VISA](#)

ÉTUDES
EN FRANCE

Find the link to the
platform [here](#)

How much? €50 via Etudes en France

PRÉPARE
TON ARRIVÉE





Hey!

HOW TO APPLY FOR A VISA IF MY COUNTRY OF RESIDENCE IS NOT PART OF EEF : 2. FRANCE VISA

If your country is NOT on the list of *Etudes en France*

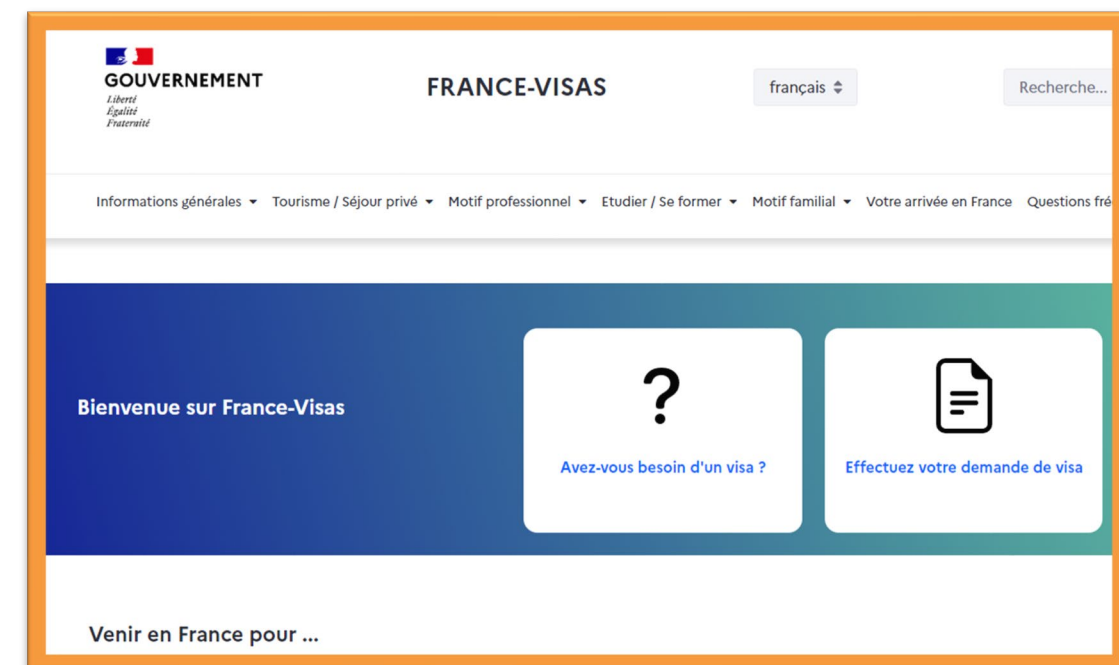
01

Apply for a visa directly on: [France VISA](#)

02

*

EVERYONE: Make an appointment at the **French consulate** and then **pick up your visa** in your country of residence



How much is it? €50 for Etudes in France and €100 for all others

PRÉPARE
TON ARRIVÉE





Hey!

WHAT DOCUMENTS DO I NEED TO APPLY FOR A VISA?

01

VALID PASSPORT (over 6 months)

02

PROOF OF RESIDENCE IN FRANCE

03

PROOF OF ADMISSION OR INTERNSHIP AGREEMENT

04

FINANCIAL RESOURCES

05

AN INTERNATIONAL BANK CARD

Please note: You must be able to justify a minimum monthly income of **615 euros** for the entire duration of your stay in France.

Please note: to prove your income, you can provide a guarantor (= a person from France or another country who can prove that he/she will pay you a minimum of €615/month). For your accommodation, you will also be asked to provide also a guarantor (=a person living in France who undertakes to pay your rent if you are unable to do so). This can be 2 different people, or the same person for the visa and accommodation if he/she is living in France.

PRÉPARE
TON ARRIVÉE





Hey!

ADVICES ABOUT VISA

- Before submitting your application, **make sure that the documents you provide meet all the requirements**. If not, your application **may take longer** to process, which could delay your arrival in France.
- Some courses have **a deadline for arrival mentioned in the admission letter**. If your visa application has been delayed, **don't take your tickets, and don't come to France without first contacting the academic department** of your future course to find out **whether you can still enter the course or not**.
- If you are continuing your studies in France next year or in subsequent years, when you apply for a residence permit you will need to provide proof of: the reason for your stay (studies + real and serious nature of the studies with transcripts), accommodation nearby, income of €615/month.

PRÉPARE
TON ARRIVÉE





Hey!

WHERE TO APPLY FOR A VISA ?

The French visa allows entry into France, **and is issued by the French consulate abroad.**

Depending on the documents provided, the consulate decides :

- ✓ Whether or not to issue the visa
- ✓ The type of visa issued, which depends on :
 - **duration** (short or long stay)
 - **reason for stay** (competition, study, mobility or internship)



PRÉPARE
TON ARRIVÉE



WHY IT'S IMPORTANT TO ARRIVE WITH THE RIGHT VISA?

If the purpose (reason) of my visa is not the right one :

- No entitlement to social assistance (health insurance, housing benefit) or work benefits
- No change of reason possible
- No extension possible (trainee visa)

=> You will have to return to your country to make another application!



If your visa is REFUSED, you must reapply and pay again (€100)

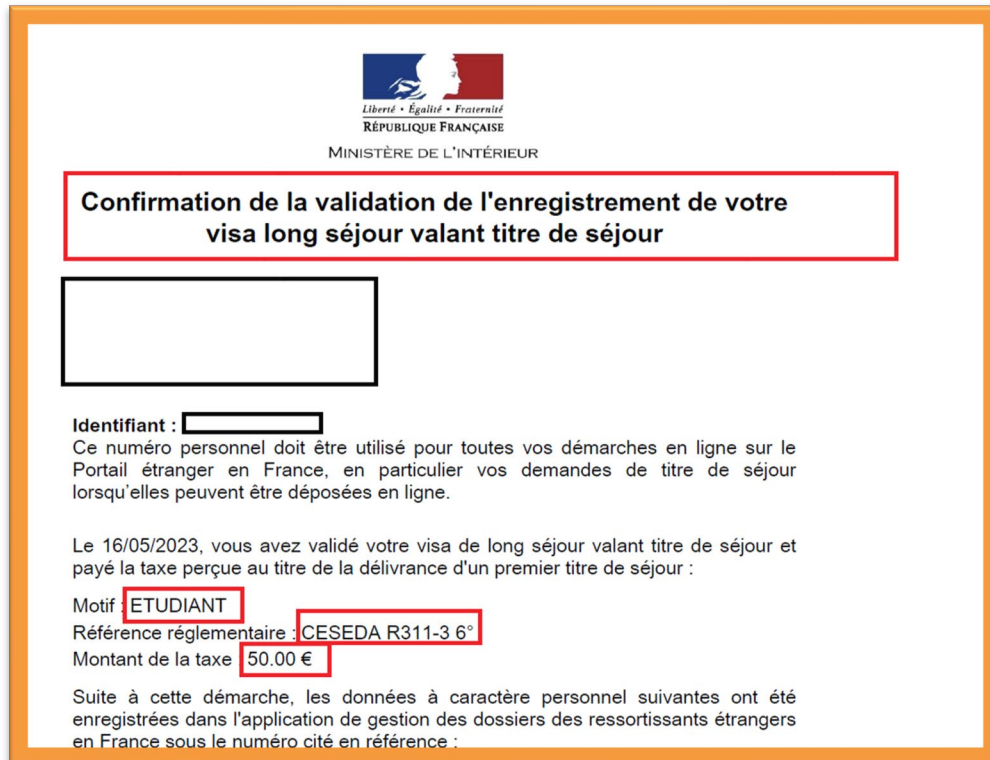
Don't hesitate to contact our Welcome Desks if you need assistance !

PRÉPARE
TON ARRIVÉE



WHAT SHOULD I DO WITH MY VISA ONCE I ARRIVE IN FRANCE? YOUR RESIDENCE FORMALITIES

 The sooner you complete your residency formalities, the sooner your other administrative formalities (health insurance, CAF) will go through.



Confirmation de la validation de l'enregistrement de votre visa long séjour valant titre de séjour

Identifiant :

Ce numéro personnel doit être utilisé pour toutes vos démarches en ligne sur le Portail étranger en France, en particulier vos demandes de titre de séjour lorsqu'elles peuvent être déposées en ligne.

Le 16/05/2023, vous avez validé votre visa de long séjour valant titre de séjour et payé la taxe perçue au titre de la délivrance d'un premier titre de séjour :

Motif : **ETUDIANT**

Référence réglementaire : **CESEDA R311-3 6°**

Montant de la taxe : **50,00 €**

Suite à cette démarche, les données à caractère personnel suivantes ont été enregistrées dans l'application de gestion des dossiers des ressortissants étrangers en France sous le numéro cité en référence :

Pensez à conserver la preuve de validation du visa avec le passeport = justificatif de droit au séjour en France

<https://administration-etrangers-en-france.interieur.gouv.fr/particuliers/#/>

Different formalities depending on your visa :

✓ **Validation for VLS-TS for whatever reason (student, mobility program, trainee) on the ANEF platform : ANEF platform**

OR

✓ **Residence permit application for:**

- Visa marked "Carte de séjour à solliciter à l'arrivée" (Residence permit to be applied for on arrival) on [ANEF](#)
- Visa mentioning "Mineur scolarisé" Minors in school [contact us](#) at the age of majority (18 years old)
- C "concours" visa only if admitted to the competition for which the visa was issued [contact us](#)

How soon? As soon as possible, but no later than 3 months after your arrival in France.

How much does it cost? Buy a "timbre fiscal" tax stamp (online or at a tobacco shop): €50 for a VLS-TS / €75 for a 1st residence permit.

**PRÉPARE
TON ARRIVÉE**

IMPORTANT: Mark your calendar 3 months before the expiry date of your visa or residence permit to start applying for or renewing your residence permit.

The file must be complete 2 months before the end date. Late application = 180 € penalty





Hey!

COMPULSORY INSURANCE

1. Housing insurance
 2. Civil liability insurance
 3. Health insurance
- ✓ If you have a car, it's compulsory to have insurance

**PRÉPARE
TON ARRIVÉE**



HOUSING INSURANCE

- ✓ Also known as « l'assurance logement ou habitation » or « Assurance risques locatifs »
- ✓ Compulsory for any kind of accommodation (private, Student housing at Crous, etc.)
- ✓ Housing insurance protects you against damage or loss in your apartment or room. For example, if something is damaged by fire, flood or theft, insurance helps pay for repairs or replacement
- ✓ Check that your insurance covers theft (not all insurances do)
- ✓ You cannot rent a property without this insurance. Compulsory for all accommodation (empty or furnished), a certificate will be requested when you receive the keys to your home
- ✓ Chargeable (approx. €20/year) - compare offers
- You can buy it on [Feel-Français](#) or directly from a bank or insurance company such as MGEL/Yvon (UL's partner), ADH and others.



PRÉPARE
TON ARRIVÉE

Civil liability insurance: La responsabilité civile



Hey!



- ✓ Is compulsory (for EVERYONE in France)
- ✓ Is a protection that covers damage you may cause to other people or their property. For example, if you accidentally spill a glass of water on a friend's laptop and it's damaged, your civil liability insurance may pay to repair or replace it.
- ✓ Chargeable (around €20/year) but often included in home insurance (check with your insurer).
- ✓ You can buy this insurance with a bank or insurance company such as MGEL (UL's partner), ADH, and others. You must provide proof of liability insurance to the university.

ATTENTION: if you're staying with someone, you don't pay home insurance in your own name, you'll need to check whether or not you're already insured for third-party liability (in your other contracts, e.g. supplementary health insurance, travel insurance, etc.). If not, you'll need to insure yourself.

PRÉPARE
TON ARRIVÉE





Hey!



**l'Assurance
Maladie**



Health insurance

Rendez-vous sur



L'ASSURANCE MALADIE EN LIGNE

PRÉPARE

TON ARRIVÉE





The DIFFERENT TYPES of HEALTH INSURANCE



National health insurance
= Basic coverage
(Assurance Maladie / Sécurité Sociale)

⇒ Covers about 70% of the costs
except hospital and some other
costs

Complementary
coverage

⇒ To cover the remaining costs at your charge

Solidarity health insurance

OR

Student mutuals

Hey!

PRÉPARE
TON ARRIVÉE

Please note : 1 at hospital costs more than € 1000 € !



WHO MUST REGISTER FOR HEALTH INSURANCE IN FRANCE?

- ✓ **European Health Insurance Card (EHIC) :**
 - If you're a national of a European Union or European Economic Area country, you don't need to register with the French health insurance system. The EHIC is a free personal card that you need to apply for in your own country before coming to France.
 - **It allows your health insurance in your country to continue to cover your healthcare expenses in France. Ask the EHIC to your national health insurance.**
- ✓ **Health insurance for students outside the European Union (EU) :**
 - ✓ If you are coming to France, you must register for French health insurance online [here](#).

Exception: If you have a short-stay visa (3 months) or an "Intern" visa and you are not from the EU, take out insurance in your country before you leave to cover the costs of illness, maternity and hospitalization.



Before you leave, check the validity of your European Health Insurance Card and the conditions for renewing it.



Hey!

PRÉPARE
TON ARRIVÉE





Hey!

HOW TO REGISTER FOR HEALTH INSURANCE ? (non-EU students)



When should you register?

As soon as you arrive in France, **after validating your visa online** here : <https://etudiant-etranger.ameli.fr/#/>

Documents required:

- ✓ Passport and visa
- ✓ Visa validation (to be done in advance)
- ✓ Birth certificate (with parents' names and dates of birth)
- ✓ Translated (otherwise your registration will take longer)
- ✓ University registration certificate (or letter of admission in the meantime)
- ✓ French or European RIB (IBAN)

Good to know: Your health insurance will start on the date of your arrival in France. Keep your invoices if you need health treatments before finalizing your registration.

PRÉPARE
TON ARRIVÉE



ALL ABOUT HEALTH INSURANCE



Any
questions?

Consult the Campus France tutorials:

- [I am not European](#)
- [Registering to social security?](#)

**Consult the Assurance Maladie tutorials
(French only) :**

- [Procédure complète](#) d'inscription à l'Assurance Maladie
- [Votre Assurance Maladie en 5 clics](#)

Hey!

PRÉPARE
TON ARRIVÉE



COMPLEMENTARY HEALTH INSURANCE

- ✓ Also called “mutuelle ou mutuelle étudiante”
- ✓ This is private, fee-based insurance that helps pay for medical expenses
- ✓ It covers what basic health insurance doesn't fully cover. For example, if you have to pay for a doctor's visit, medication or dental care, a “mutuelle” can reimburse some or all of these costs.
- ✓ This means you can reduce your healthcare costs and get better care without spending too much.
- ✓ The level of reimbursement depends on the contract you choose, according to your health needs
- ✓ Compare the different 'mutuelles étudiantes' offers before making your choice

An illustration of a person from the chest up, wearing a dark blue t-shirt and a black baseball cap. They are holding a large blue rectangular sign with white text. The sign reads: "My complementary health insurance allowed me to buy new glasses".

My
complementary
health insurance
allowed me to
buy new glasses

Hey!

PRÉPARE
TON ARRIVÉE



COMPLEMENTARY HEALTH INSURANCE

To find a mutual insurance company adapted to your health needs (e.g.: need for glasses, dentist...) and compare:

- ✓ Monthly premium rates
- ✓ The amount of reimbursements offered

Where to buy a mutual insurance?

- ✓ [Feel-français](#) (access code : 6753098)
- ✓ MGEL, LMDE, HEYME, ...
- ✓ **Complémentaire Santé Solidaire (C2S = CMU)** : This is the solidarity health insurance that is the complementary health insurance of the Assurance Maladie. Monthly rates are based on your financial resources. More information on ameli.fr [click here](#)

More information on [our welcome website!](#)



Hey!

PRÉPARE

TON ARRIVÉE





ANY QUESTIONS ABOUT INSURANCE ?



Write in the chat or speak up



RESPECT THE RULES:

- ✓ Click on "Raise your hand" if you want to ask a question
- ✓ Activate your microphone when it's your turn to ask a question
- ✓ Deactivate your microphone and "Put your hand down".

15
MINUTES
Q&A



Hey!

PRÉPARE
TON ARRIVÉE



LE SERVICE DE SANTÉ ETUDIANTE DE L'UNIVERSITÉ DE LORRAINE (SSE)



Hey!

PRÉPARE
TON ARRIVÉE

I had a free
check-up
when I
arrived

Personally, I had a
hard time to adapt
when I first arrived,
and the SSE helped
me





Hey!

WHAT IS THE SSE?

The University's Student Health Service offers **students free, confidential consultations** at all Université de Lorraine sites.

Don't miss these two appointments:

- **The "Bilan de Santé" check up appointment** (preventive medicine):
After registering for your courses the SSE invites you to review your medical, social and psychological situation.
- **The tuberculosis screening appointment** for non-EU students.

*You can use the "convocation" appointment email to justify your absence and not be penalized for missing a class.

How can I contact the SSE ?

To contact a health professional (doctor, nurse...) or a social worker, contact the SSE nearest to your campus :

- ✓ [Online](#)
- ✓ By telephone or e-mail
- ✓ In person at one of our reception desks

I want to check if my vaccinations are up to date, I can contact the SSE to do it for free.

**PRÉPARE
TON ARRIVÉE**





Hey!

ADMINISTRATIVE DOCUMENTS TO BRING WITH YOU

Some examples of essential documents:

- ✓ **Valid identity card** for European students
- ✓ **Valid passport**; and if you are a non-EU national: **Visa D** " Étudiant ", " Stagiaire ", " Mineur scolarisé " **or visa C** "Concours ".
- ✓ **Originals and certified copies of your birth certificate** (with dates of birth and parents' surname(s) - first name(s)) and originals and **certified copies of its translation into French by a sworn translator**

The complete checklist of documents to prepare before leaving for France is available on our Welcome website: [Essential documents](#)

PRÉPARE
TON ARRIVÉE





Hey!

WELCOME! DAYS

What is it?

A free **welcome and integration** evening for you to meet and exchange with other international students!

Nancy: September 19 at Nancy City Hall

Metz: September 30 at Metz City Hall

Programme: From 5 p.m.

- Information stands (giveaways/goodies)
- « French Apéro »
- and a festive occasion organised by a student association



To receive the full program and the Welcome Days registration form:

Enter your [email address here](#) or on [the Welcome website](#).

Please note: This form **is not the registration form** for the event.

It will be sent to you 3 to 4 weeks before the Welcome Day.

Don't miss out on our next news updates, remember to check your e-mail!

PRÉPARE
TON ARRIVÉE





Hey!

IMPORTANT INFORMATION

**Our Welcome Office will be closed
from July 29 to August 25 inclusive***

- ✓ In our absence, if you have any questions about your installation in Lorraine, please visit our website: <https://welcome.univ-lorraine.fr/fr/>
- ✓ or register on [Feel-Français](#).
- ✓ If you have any questions about your CROUS accommodation, please contact [your residence](#).

**PRÉPARE
TON ARRIVÉE**

*Please note : all services of the Université de Lorraine will be closed from July 29 to August 18





Hey!

OTHER QUESTIONS?

Write in the chat or speak up

RESPECT THE RULES:

- ✓ Click on "Raise your hand" if you want to ask a question
- ✓ Activate your microphone when it's your turn to ask a question
- ✓ Desactivate your microphone and "Put your hand down".

Please note: our support office for international students does not deal with training-related questions. If you have any questions about registration, tuition fees, course start dates, etc., please contact the department in which you have been accepted. See [HERE](#)

15
MINUTES
Q&A

PRÉPARE
TON ARRIVÉE





Hey!



PRÉPARE

TON ARRIVÉE

MERCI



POUR



VOTRE



ATTENTION!

